

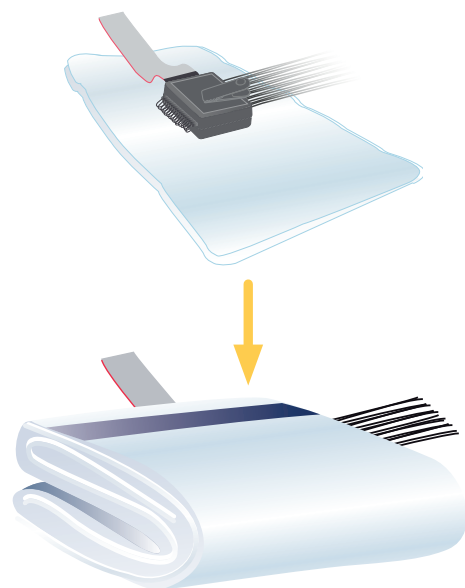
Caution: To ensure correct and safe use of the products, make sure that you also read the Operating Instructions carefully prior to operation.



How to clean the actiCAP

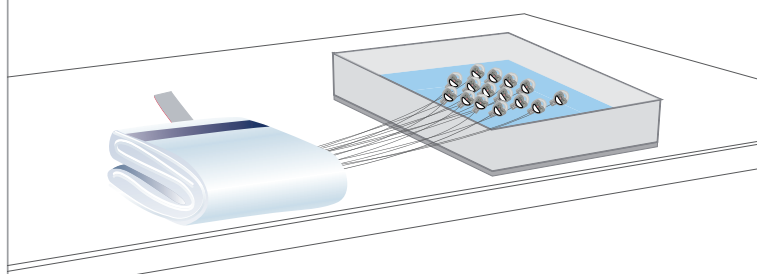
CCCslim

- 1** Make sure the black splitter box does not come into contact with water. Therefore, cover the splitter box with a towel.



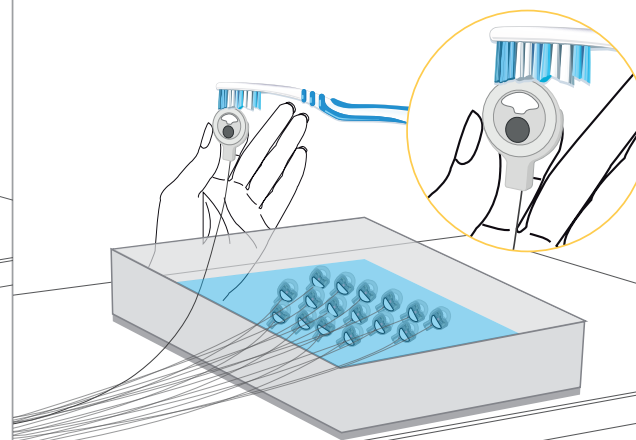
- 2** Fill a plastic bowl with lukewarm water and put the electrodes into the water. Leave the electrodes in the water for approx. 10 min.

For electrodes permanently fixed in the cap, please carry out the same cleaning process, but keep the electrodes attached to the cap.




- 3** Start cleaning the electrodes one after the other using a soft brush.

For electrodes permanently fixed in the cap, please carry out the same cleaning process, but keep the electrodes attached to the cap.




- 4** After you have cleaned the electrodes, cover them with a towel.

For electrodes permanently fixed in the cap, please carry out the same cleaning process, but keep the electrodes attached to the cap.



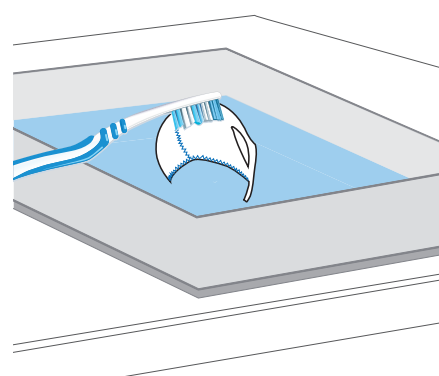
- 5** Leave the electrodes to dry as shown in the illustration, so that no water can run along the wires into the splitter box.

For electrodes permanently fixed in the cap, please carry out the same cleaning process, but keep the electrodes attached to the cap.



- 6** Put the cap in a bowl with lukewarm water. Start cleaning the cap and the snap holders by using a soft brush. Dry cap before next use

For electrodes permanently fixed in the cap, please carry out the same cleaning process, but keep the electrodes attached to the cap.



Warnings

The splitter box contains highly sensitive electronic components. Never let them come into contact with water!




Do not let the electrode gel dry before cleaning.

Do not soak the electrodes for extended periods of time.

Do not use a metal bowl, as this can cause chemical reactions on the sensitive Ag/AgCl electrodes pellets.


Wet pins are more vulnerable to mechanical stress than dry pins. Handle wet pins with particular care.

How to clean the actiCAP slim



UK
CE

© Brain Products GmbH
V008



Brain Products GmbH
Zeppelinstrasse 7
82205 Gilching
Germany

T +49 (0) 8105 733 84 0
F +49 (0) 8105 733 84 505
sales@brainproducts.com
www.brainproducts.com

Worldwide Caution:
Our products are scientific equipment for
INVESTIGATIONAL USE ONLY! Medical use
e.g. for diagnosis, treatment of disease or
other such purposes is strictly forbidden.